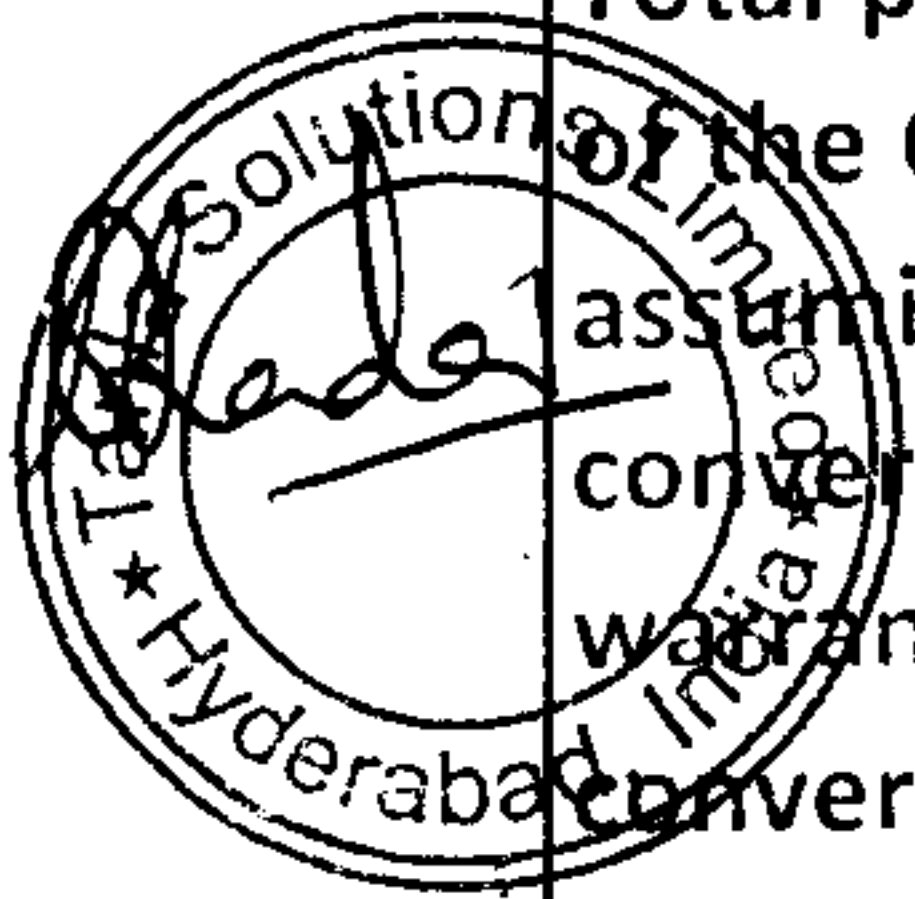


**tanla**

(1)(a) STATEMENT SHOWING SHAREHOLDING PATTERN IN CLAUSE-35			
NAME OF THE COMPANY:TANLA SOLUTIONS LIMITED			
SCRIP CODE:	532790	Name of the Scrip: TANLA	
Class of Security:			
QUARTER ENDED:	31/12/2014		
Partly paid-up shares	No. of partly paid-up shares	As a % of total no. of partly paid-up shares	As a % of total no. of shares of the Company
Held by promoter/promoter group	0	0	0
Held by Public	0	0	0
Total:	0	0	0
Outstanding convertible securities:	No. of outstanding securities	As a % of total no. of outstanding convertible securities.	As a % of total no. of shares of the Company assuming full conversion of the convertible securities
Held by promoter/promoter group	0	0	0
Held by Public	0	0	0
Total:	0	0	0
Warrants:	No. of warrants	As a % of total no. of warrants	As a % of total no. of shares of the Company, assuming full conversion of warrants
Held by promoter/promoter group	0	0	0
Held by Public	0	0	0
Total:	0	0	0
Total paid-up capital of the Company, assuming full conversion of warrants and convertible securities	101479593	0	100.00




CAT. CODE	CATEGORY OF SHAREHOLDER	NO OF SHARE HOLDERS	TOTAL NO. OF SHARES	NO OF SHARES HELD IN DEMAT FORM	TOTAL SHAREHOLDING AS A % OF TOTAL NO OF SHARES		SHARES PLEDGE OR OTHERWISE ENCUMBERED	
					AS a % of (A+B)	As a % of (A+B+C)	NO. OF SHARES	AS a %
(I)	(II)	(III)	(IV)	(V)	(VI)	(VII)	(VIII)	(IX)=(VI II)/(IV) *100
(A)	PROMOTER AND PROMOTER GROUP							
(1)	INDIAN							
(a)	Individual /HUF	3	31177364	31177364	30.72	30.72	0	0.00
(b)	Central Govt/State Govt(s)	0	0	0	0.00	0.00	0	0.00
(c)	Bodies Corporate	0	0	0	0.00	0.00	0	0.00
(d)	Financial Institutions / Banks	0	0	0	0.00	0.00	0	0.00
(e)	Others	0	0	0	0.00	0.00	0	0.00
	Sub-Total A(1) :	3	31177364	31177364	30.72	30.72	0	0.00
(2)	FOREIGN							
(a)	Individuals (NRIs/Foreign Individuals)	0	0	0	0.00	0.00	0	0.00
(b)	Bodies Corporate	0	0	0	0.00	0.00	0	0.00
(c)	Institutions	0	0	0	0.00	0.00	0	0.00
(d)	Qualified Foreign Investor	0	0	0	0.00	0.00	0	0.00
(e)	Others	0	0	0	0.00	0.00	0	0.00
	Sub-Total A(2) :	0	0	0	0.00	0.00	0	0.00
	Total A=A(1)+A(2)	3	31177364	31177364	30.72	30.72	0	0.00
(B)	PUBLIC SHAREHOLDING							
(1)	INSTITUTIONS							
(a)	Mutual Funds /UTI	0	0	0	0.00	0.00		
(b)	Financial Institutions /Banks	1	3315	3315	0.00	0.00		
(c)	Central Govt/State Govt(s)	0	0	0	0.00	0.00		
(d)	Venture Capital Funds	0	0	0	0.00	0.00		
(e)	Insurance Companies	0	0	0	0.00	0.00		
(f)	Foreign Institutional Investors	1	23	23	0.00	0.00		
(g)	Foreign Venture Capital Investors	0	0	0	0.00	0.00		
(h)	Qualified Foreign Investor	0	0	0	0.00	0.00		
(i)	Others	0	0	0	0.00	0.00		
	Sub-Total B(1) :	2	3338	3338	0.00	0.00		



CAT. CODE	CATEGORY OF SHAREHOLDER	NO OF SHARE HOLDERS	TOTAL NO. OF SHARES	NO OF SHARES HELD IN DEMAT FORM	TOTAL SHAREHOLDING AS A % OF TOTAL NO OF SHARES		SHARES PLEDGE OR OTHERWISE ENCUMBERED	
					AS a % of (A+B)	As a % of (A+B+C)	NO. OF SHARES	AS a %
(I)	(II)	(III)	(IV)	(V)	(VI)	(VII)	(VIII)	(IX)=(VI II)/(IV) *100
(2)	NON-INSTITUTIONS							
(a)	Bodies Corporate	679	10158963	10158963	10.01	10.01		
(b)	Individuals							
	(i) Individuals holding nominal share capital upto Rs.1 lakh	68125	46469606	46406888	45.79	45.79		
	(ii) Individuals holding nominal share capital in excess of Rs.1 lakh	43	11292397	11292397	11.13	11.13		
(c)	Others							
	FOREIGN NATIONALS	1	85886	0	0.08	0.08		
	NON RESIDENT INDIANS	581	1843771	1843751	1.82	1.82		
	OVERSEAS CORPORATE BODIES	1	1500	1500	0.00	0.00		
	CLEARING MEMBERS	133	435808	435808	0.43	0.43		
	TRUSTS	9	10960	10960	0.01	0.01		
(d)	Qualified Foreign Investor	0	0	0	0.00	0.00		
	Sub-Total B(2) :	69572	70298891	70150267	69.27	69.27		
	Total B=B(1)+B(2) :	69574	70302229	70153605	69.28	69.28		
	Total (A+B) :	69577	101479593	101330969	100.00	100.00		
(C)	Shares held by custodians, against which Depository Receipts have been issued							
(1)	Promoter and Promoter Group							
(2)	Public	0	0	0	0.00	0.00		
	GRAND TOTAL (A+B+C) :	69577	101479593	101330969	100.00	100.00	0	0.00


Statement showing holding of securities (including shares, warrants, convertible securities) of persons
(I) (b) Holding in the category "Promoter and Promoter Group"

S.No	Name of the Shareholder	Details of Shares held		Encumbered shares (*)			Details of Warrants		Details of convertible securities		Total Shares (including underlying shares assuming full conversion of warrants and convertible securities) as a % of diluted share capital
		No. of Shares held	As a % of grand total (A)+(B)+(C)	Pledge Shares	AS a %	AS a % of grand total (A) + (B) + (C) of sub-clause (I)(a)	No. of warrants held	As a % total no. of warrants of the same class	No. of convertible securities held	As a % total no. of convertible securities of the same class	
(I)	(II)	(III)	(IV)	(V)	(VI)=(V)/(III)*100	(VII)	(VIII)	(IX)	(X)	(XI)	(XII)
1	D UDAYKUMAR REDDY	14496493	14.29	0	0.00	0.00	0	0.00	0	0.00	14.29
2	D TANUJA REDDY	9319271	9.18	0	0.00	0.00	0	0.00	0	0.00	9.18
3	GAUTAM SABHARWAL	7361600	7.25	0	0.00	0.00	0	0.00	0	0.00	7.25
	TOTAL	31177364	30.72	0	0.00	0.00	0	0.00	0	0.00	30.72






(I)(c) Statement showing holding of securities (including shares, warrants, convertible securities) of persons (i) belonging to the category "Public" and holding more than 1% of the total number of shares								
S.No.	Name of the shareholder	No. of shares held	Shares as a % of total no. of shares {i.e., Grant total (A)+(B)+(C) indicated in Statement at para (I)(a) above}	Details of warrants		Details of convertible securities		Total shares (including underlying shares assuming full conversion of warrants and convertible securities) as a % of diluted share capital)
				No. of warrants held	As a % total no. of warrants of the same class	No. of convertible securities held	% w.r.t total no. of convertible securities of the same class	
1	MOUNIKA FINANCE AND LEASING PVT LTD	3479000	3.43	0	0.00	0	0.00	3.43
	TOTAL :	3479000	3.43	0	0.00	0	0.00	3.43





Statement showing holding of securities (including shares, warrants, convertible securities) of persons (I)(c) (together with PAC) belonging to the category "Public" and holding more than 5% of the total number of shares of the company (ii)								
S.No.	Name(s) of the shareholder(s) and the Persons Acting in Concert (PAC) with them	No. of shares held	Shares as a % of total no. of shares {i.e., Grant total (A)+(B)+(C) indicated in Statement at para (I)(a) above}	Details of warrants		Details of convertible securities		Total shares (including underlying shares assuming full conversion of warrants and convertible securities) as a % of diluted share capital)
				No. of warrants held	As a % total no. of warrants of the same class	No. of convertible securities held	% w.r.t total no. of convertible securities of the same class	
	TOTAL :	0	0	0	0	0	0	0





(I) STATEMENT SHOWING DETAILS OF LOCKED-IN SHARES"				
S.No.	Name of the shareholder	Number of locked-in shares	Locked-in shares as a (%) percentage of total number of shares {i.e, Grand Total (A)+(B)+(C) Indicated in Statement at para (I)(a) above}	Promoter/Promoter Group/Public
TOTAL :		0	0	

(II)(a) STATEMENT SHOWING DETAILS OF DEPOSITORY RECEIPTS (DRS)				
S.No.	Type of outstanding DR (ADRs,GDRs,SDRs,etc.)	Number of outstanding DRs	Number of shares underlying outstanding DRs	Shares underlying outstanding DRs as a percentage of total number of shares {i.e., Grand Total (A)+(B)+(C) indicated in Statement at Para(I)(a) above}
TOTAL :		0	0	0

(II)(b) Statement showing Holding of Depository Receipts (DRs), where underlying shares held by "Promoter/Promoter group" are in excess of 1% of the total number shares.				
S.No.	Name of the DR Holder	Type of outstanding DR (ADRs,GDRs,SDRs, etc.)	Number of shares underlying outstanding DRs	Shares underlying outstanding DRs as a percentage of total number of shares {i.e., Grand Total (A)+(B)+(C) indicated in Statement at para(I)(a) above}
TOTAL :			0	0

