



# ర్షణీయం

## 92% తగ్గిన టాటా పవర్ లాభం


దీర్ఘ: గత ఆర్థిక సంవత్సరం నాలుగో త్రైమాసికంలో టాటా పవర్ రూ.107.32 కోట్ల నికర లాభం నమోదు చేసింది. అంతర్జాతీయ ఆర్థిక సంవత్సరం ఇదే సమయంలో సంస్థ ఆర్జించిన రూ.1,364.33 కోట్లతో పోలిస్తే ఇది 92 శాతం తక్కువ. కంపెనీ మొత్తం ఆదాయం రూ.7,281.02 కోట్ల నుంచి రూ.7,416.89 కోట్లకు చేరింది.

కంప్యూటర్ కార్పొరేషన్	295.83	343.92	4,073.43	3,833.30
నేటి బోర్డు సమావేశాలు: హెచ్.యూ.ఎల్, గోడ్రెజ్ కన్స్ట్రక్షన్ ప్రాజెక్ట్స్, టాటా రెమికల్స్, ఎల్.అండ్.బీ టెక్నాలజీ సర్వీసెస్, అక్స్ ఇండియా, విర్గా కార్పొరేషన్, సెంచురీ టెక్నాలజీస్, సీజీసీఎల్, విశాఖ ఇండస్ట్రీస్				


	2వ ఫారంగేటు అమ్మకం ధరలు (నెక్)			
	(100కు రూపాయలలో)			
కోడి	హైదరాబాద్	320	వరంగల్	323
డి	చిల్లరగా (ఓక గుడ్డు)	3.80	విశాఖపట్నం	325
గుడ్డు	బెంగళూరు	350	చెన్నై	390
	3వ తెడికి...		చితూరు	383
	విజయవాడ/గోదావరి	324	నమక్కల్	370




**27% REVENUE**  
(Y-o-Y)



**48% EBITDA**  
(Y-o-Y)



**56% PAT**  
(Y-o-Y)



**Enabling Cloud Communications for people and things**

**STATEMENT OF AUDITED FINANCIAL RESULTS FOR THE QUARTER & YEAR ENDED MARCH 31, 2019**

₹ in Lakhs

Particulars	Quarter ended			Year ended	
	31-03-2019 Audited	31-12-2018 Un-audited	31-03-2018 Audited	31-03-2019 Audited	31-03-2018 Audited
Total income from operations (net)	31,794.51	28,177.61	20,792.72	100,396.47	79,161.33
Net Profit for the period before tax	1,148.08	874.61	-202.98	3,347.41	1,261.83
Net Profit for the period after tax	973.36	997.25	-521.53	2,982.10	1,910.79
Total Comprehensive income	1,013.51	1,017.52	-297.88	3,101.68	2,138.56
Equity Share Capital (Face value of ₹ 1/- each)	1,156.27	1,127.22	1,124.22	1,156.27	1,124.22
Reserves (excluding Revaluation Reserve)	-	-	-	72,143.77	67,640.53
Earnings Per Share (of ₹ 1/- each) not annualised					
Basic:	0.84	0.88	-0.46	2.58	1.70
Diluted:	0.84	0.88	-0.46	2.58	1.70

- Notes:**
- The above audited financial results for the quarter and year ended March 31, 2019 have been audited by the Statutory Auditors, reviewed by the Audit Committee and approved by the Board of Directors at its meeting held on May 02, 2019. The statutory auditors have expressed an unmodified audit opinion on these results.
  - The Board of Directors at its meeting held on May 02, 2019, has recommended a final dividend of ₹ 0.35 per equity share
  - On April 10, 2019, Tanla Solutions Limited acquired 100% equity shares of Karix Mobile Pvt Ltd (a leading mobile engagement and communication provider) and its wholly owned subsidiary Unicel Technologies Pvt Ltd; for a total consideration of ₹ 340 Crore from Banyan Investments Limited, a wholly owned subsidiary of GSO Capital Partners L.P, a Blackstone Company
  - The above audited financial results have been prepared in accordance with the Ind AS notified under the Companies (Indian Accounting Standards) Rules, 2015.
  - Effective April 1, 2018, the Company has adopted Ind AS 115 using the cumulative effect method. The standard is applied retrospectively only to contracts that are not completed as at the date of the initial application and the comparative information is not restated in the Consolidated Statement of Profit and Loss. "The effect on adoption of the said standard was insignificant on these financial statements."
  - The Audited financial results for the quarter and year ended March 31, 2019 are available on the Company's website ([www.tanla.com](http://www.tanla.com)) and on the websites of BSE ([www.bseindia.com](http://www.bseindia.com)) and NSE ([www.nseindia.com](http://www.nseindia.com))

Hyderabad  
May 02, 2019

For and on behalf of the Board of Directors  
Sd /-  
(D.Uday Kumar Reddy)  
Chairman & Managing Director  
DIN: 00003382

**TANLA SOLUTIONS LIMITED**  
CIN: L72200TG1995PLC021262  
Tanla Technology Centre, Hitech City Road, Madhapur, Hyderabad - 500081  
[www.tanla.com](http://www.tanla.com)

Emdu / G. Hyd / 001-3-5-19 / Pg-15